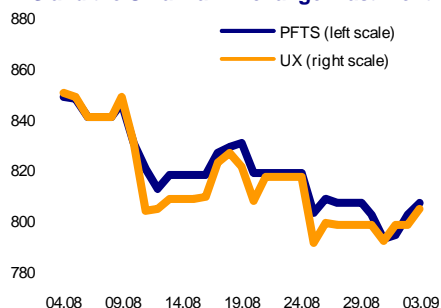


UKRAINIAN STOCK MARKET

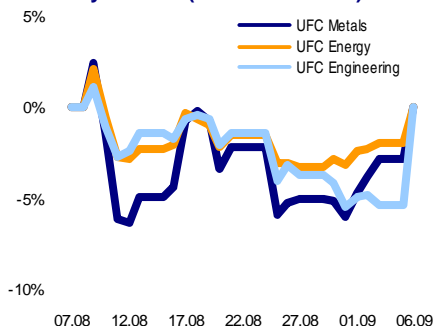
Daily review

September 6, 2010

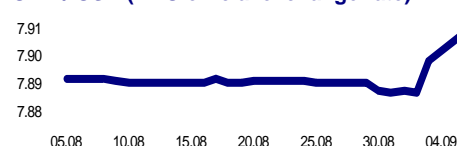
PFTS and the Ukrainian Exchange: Last month



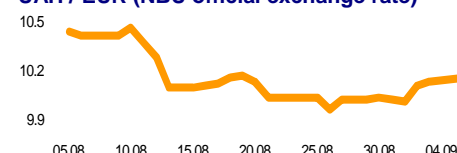
UFC family indices (04.08.2010 = 0%)



UAH / USD (NBU official exchange rate)



UAH / EUR (NBU official exchange rate)



STRATEGY

UFC Capital daily market view

Equity market. Dynamics of the U.S. stock market on Friday were again the determining factor for the UX Index. After starting the trading session rather passively, the Ukrainian market grew significantly after U.S. trading platforms opened on a positive note. Thus, the UX Index closed far above the 2000 mark, reaching 2011 by the end of the day. Similar dynamics were observed on major European markets on Friday.

We note a substantial increase in the trading volume on Friday, which amounted to 117.8 mln hryvnia (19.6 mln hryvnia on the futures market).

Once again, the best performing stocks on the order-driven market of the UX included the shares of Dakor West (DAKOR), which grew in value by 4%. Not far behind them were the shares of Zhytomyroblenergo (ZHEN), the quotations for which have grown by 3.6%.

Among the worst performers during the session was Sumy Frunze Machine Engineering (SMASH; SELL), which slipped by 3.5% in a single trading session.

Artem Kost

Major indices			
	03.09	02.09	Change
UX index	2011.03	1994.13	0.85%
PFTS index	806.98	801.63	0.67%
UFC index	190.34	189.23	0.58%
UC Metals	232.78	230.38	1.04%
UFC Energy	426.90	425.55	0.32%
UFC Engineering	151.79	152.60	-0.53%

Foreign exchange rates			
	06.09	03.09	Change
UAH/USD	7.90820	7.89780	0.13%
UAH/EUR	10.14938	10.12340	0.26%
UAH/RUR	0.25766	0.25738	0.11%

General meetings		
07.09.2010	DNSS	Dniprospetsstal
09.09.2010	FARM	Farmak
10.09.2010	ODEN	Odesaoblenergo
14.09.2010	CHON	Cherkasyoblenergo
17.09.2010	CHVO	Cherkasy Khimvolokno
17.09.2010	UGZB	Ukrgazbank
23.09.2010	ORGZ	Ordzhonikidze Mining
24.09.2010	MZKK	Myronovka Groats and Feed Mill
24.09.2010	KMOL	Kovelmoloko
24.09.2010	CGOK	Central Mining
24.09.2010	IGOK	Ingulets Mining
27.09.2010	PGZK	Southern Mining
29.09.2010	ODEN	Odesaoblenergo
29.09.2010	ZATR	Zaporizhtransformator
30.09.2010	UX	Ukrainian Exchange

Other events		
07.09.2010	-	BoY Meeting
09.09.2010	-	Bank of England Meeting

Most important expected statistics					
Date	Time (+02:00 GMT)	Country / Region	Indicator	Period	Bloomberg survey
06-07.09	-	Ukraine	Consumer Prices	August	-
06-07.09	-	Ukraine	Consumer Prices	August	-
06-07.09	-	Ukraine	Producer Prices	August	-
06-07.09	-	Ukraine	Producer Prices	August	-
07.09	-	Japan	BOJ Target Rate	September 7	0.10%

ELECTRICITY

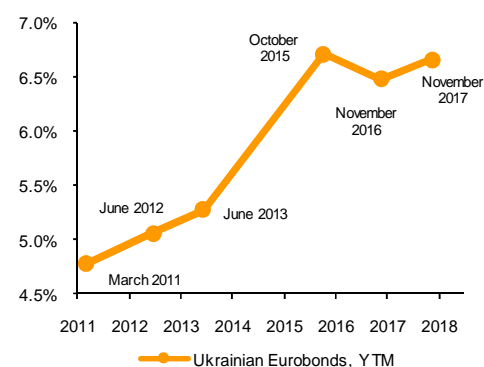
Kyivenergo will settle with its debtor

The Kyiv City Administration has attracted a loan in the amount of 1.5 billion hryvnia. The credit will be provided by two separate Ukrainian state-controlled banks, which are Ukreximbank and Oschadbank. These funds will be used by the City Administration in order to compensate for the difference in the tariffs for supplying energy to the city's residents by the electricity distribution company Kyivenergo (KIEN; BUY).

On Friday, representatives of the municipality reported that the loan was attracted for a period of three years at an interest rate of 12.75%. As a result, the Kyiv City Administration will proceed to repay debts in the amount of 1.5 bln hryvnia of the total 2 billion hryvnia owed by the City Administration to Kyivenergo.

Artem Kost

Sovereign Eurobonds yields curve



Ukrainian bonds rating (Internal methodology*)		
Corporate		
Agromat, 1-B	OAGMTB	ufcBB
Amstor, 1-E	OAMSE	ufcCCC
Bogdan, 1-B	OLUAZB	ufcBB
Galychina, 1-C	OGLCHC	ufcB
Galnaftogaz, 1-E	ONGGE	ufcBBB
Donetskstal, 1-A	CODSTA	ufcBB
Kirovogradoblenergo, 1-A	OKIONA	ufcB
Konti, 1-B	OKKOB	ufcB
MAUP, 1-A	OMAUPA	ufcB
Sevastopolenergo, 1-A	OSENA2	ufcB
Sumykhimprom, 1-A	OSUMHA	ufcCC
Favorit, 1-B	COFRAB	under review
HARP Trading, 1-B	OHRPTB	ufcBB
Khlibprom, 1-D	OHLPD	ufcB
Financial		
Alfa Bank, 1-F	OALFF	ufcBBB-
Khreschatik Bank, 1-E	OBXRE	ufcBBB
Dongorbank, 3-C	ODGBC2	ufcB
Imexbank, 1-A	OIMEXA	ufcBB
Kreditprombank, 1-F	COKPBF	ufcCC
PUMB, 1-B	OPUMB	ufcA
Raiffeisen Bank Aval, 1-B	OBVLB	ufcA
Rodovid Bank, 1-C	ORODBC	ufcCC
Ukrgazbank, 1-A	OUGZBA	ufcCCC
Ukrsotsbank, 1-D	OUSCD	ufcA
Forum, 1-C	OPRXBC	ufcBBB

* Follow the link below to learn about the internal methodology of UFC Capital for corporate bonds' ratings: http://www.ufc-capital.com/ru/analysis/bonds_rate.htm

Liquid shares of the Ukrainian issuers: fundamentals

Ticker	Company	Price \$	MCap \$ mln	EV \$ mln	Sales \$ mln	EBITDA \$ mln	Earnings \$ mln	Book Value \$ mln
Steel								
ALMK	Alchevsk Iron & Steel	0.022	560	1218	1292	54	-114	306
AZST	Azovstal	0.37	1 561	1737	2014	106	-27	1921
DNSS	Dniprospsstal	191.62	206	372	276	18	-15	22
ENMZ	Enakievo Steel	24.73	261	256	786	-89	-110	74
KSTL	ArcelorMittal Kryviy Rih	0.99	3 812	3899	2357**	75	-15	1451
MMKI	Mariupol Illich Iron and Steel	0.16	1 927	1889	1712	43	-33	1469
ZPST	Zaporizhstal	0.60	1 573	1743	1150	33	-37	788
Iron ore								
PGOK	Poltava Mining	5.61	1 071	1205	514	73	22	427
PGZK	Southern Mining	0.74	1 583	1608	273	5	-9	477
SGOK	Northern Mining	1.29	2 968	2989	753	331	160	1459
Coke								
ALKZ	Alchevsk Coke	0.052	157	183	507	32	9	198
AVDK	Avdiivka Coke	1.94	378	381	477	-23	-64	706
YASK	Yasinovka Coke	0.46	125	155	272	22	11	112
Pipes								
DTRZ	Dnipropetrovsk Pipes	10.89	11	29	62**	-10	-15	32
HRTR	Khartsyzsk Pipes	0.15	391	387	620	123	76	204
NITR	Nizhnedniprovsky Pipe Rolling	1.13	452	597	472**	22	-46	380
NVTR	Novomoskovsk Pipes	0.37	74	77	143**	19	-4	107
Coal								
SHCHZ	Chervonoarmiyska-Zakhidna Coalmine #1	0.63	535	549	278	44	3	160
SHKD	Komsomolets Donbasa Coalmine	0.50	168	270	140	42	-10	91
Oil								
UNAF	Ukrnafta	34.32	1 861	1876**	1841**	442**	303**	896**
Power Generation								
CEEN	Centrenerg	1.73	638	726**	674**	22**	-3**	236**
DNEN	Dniproenerg	134.47	802	872**	634**	50**	13**	264**
DOEN	Donbasenerg	8.74	207	249**	364**	8**	-17**	82**
ZAEN	Zakhidenerg	66.77	854	941**	567**	-4**	-28**	114**
Power Distribution								
DNON	Dniprooblenerg	33.34	200	165**	1208**	32**	12**	34**
KIEN	Kyivenerg	1.94	210	266**	947**	-38**	-126**	154**
KREN	Krymenerg	0.41	71	72**	202**	14**	4**	15**
Fertilizers								
STIR	Stirol	11.67	316	278	244	-31	-42	294
Machine engineering								
AVTO	Ukravto	15.95	101	206	213	15	1	321
AZGM	Azovzagalmash	1.69	79	245	250	-2	-26	-43
DRMZ	Druzhkivka Machine Engineering	0.19	39	37	80	-5	-10	12
KVBZ	Kryukiv Railcar	3.58	411	409	182	18	9	154
LTPL	Luganskteplov	0.51	112	122**	47**	-7**	-14**	-6**
LUAZ	Bogdan Motors	0.025	106	469**	185**	-1**	-37**	155**
MSICH	Motor Sich	284.51	591	625**	561**	180**	115**	375**
MZVM	Mariupol Heavy Machine Engineering	2.76	43	127	137	-3	-21	13
SMASH	Sumy Frunze Machine Engineering	6.14	436	593	424	111	52	141
SVGZ	Stakhanov Railcar	0.80	180	180	59	6	-7	50
TATM	Turboatom	0.62	260	238**	114**	33**	25**	142**
Abrasives								
ZABR	Zaporizhzhya Abrasives	0.23	7	12*	40	4	1	30*
Food industry								
SLAV	Slavutych Brewery and Beverages	0.33	317	398	268	75	28	156
SSOL	Slavuta Malt	1.58	39	52**	53**	9**	5**	14**
SUNI	Sun InBev Ukraine	0.048	454	472	423	120	50	195
Construction								
MTBD	Mostobud	45.54	26	44	90	7	0	54
Telecommunications								
UTLM	Ukrtelecom	0.072	1 341	1667**	880**	183**	-36**	863**
Financial services								
BAVL	Raiffeisen Bank Aval	0.056	1 678	-	-	-	-113**	811**
USCB	Ukrsotsbank	0.072	912	-	-	-	10**	765**
FORM	Forum	0.87	405	-	-	-	-235**	354**

Data for 2009.* - data for April 2009 - March 2010; ** - data for July 2009 – June 2010.

Liquid shares of the Ukrainian issuers: market multiples

Ticker	Company	EV/S	P/S	EV/ EBITDA	P/ E	P/BV
Steel		1.16	1.03	46.14	neg.	1.64
ALMK	Alchevsk Iron & Steel	0.94	0.43	22.36	neg.	1.83
AZST	Azovstal	0.86	0.78	16.33	neg.	0.81
DNSS	Dniprospsststal	1.35	0.75	20.30	neg.	9.22
ENMZ	Enakievo Steel	0.33	0.33	neg.	neg.	3.51
KSTL	ArcelorMittal Kryviy Rih	1.65	1.62	51.81	neg.	2.63
MMKI	Mariupol Ilich Iron and Steel	1.10	1.13	43.95	neg.	1.31
ZPST	Zaporizhstal	1.52	1.37	53.34	neg.	2.00
Iron ore		3.77	3.65	14.20	32.59	2.38
PGOK	Poltava Mining	2.34	2.08	16.56	48.57	2.51
PGZK	Southern Mining	5.89	5.80	312.34	neg.	3.32
SGOK	Northern Mining	3.97	3.94	9.04	18.56	2.03
Coke		0.57	0.53	23.36	neg.	0.65
ALKZ	Alchevsk Coke	0.36	0.31	5.79	16.76	0.80
AVDK	Avdiivka Coke	0.80	0.79	neg.	neg.	0.54
YASK	Yasinovka Coke	0.57	0.46	7.12	11.77	1.12
Pipes		0.84	0.72	7.12	88.98	1.29
DTRZ	Dnipropetrovsk Pipes	0.48	0.19	neg.	neg.	0.36
HRTR	Khartsyzsk Pipes	0.62	0.63	3.15	5.17	1.92
NITR	Nizhnedniprovsky Pipe Rolling	1.27	0.96	27.23	neg.	1.19
NVTR	Novomoskovsk Pipes	0.54	0.52	4.12	neg.	0.69
Coal						
SHCHZ	Pokrovskoe Coalmine	1.98	1.93	12.38	186.63	3.34
SHKD	Komsomolets Donbasa Coalmine	1.93	1.20	6.41	neg.	1.85
Oil						
UNAF	Ukrnafta	1.02	1.01	4.25	6.14	2.08
Power Generation		1.24	1.12	36.77	neg.	3.60
CEEN	Centrenergo	1.08	0.95	32.83	neg.	2.71
DNEN	Dniproenergo	1.38	1.27	17.51	60.72	3.04
DOEN	Donbasenergo	0.68	0.57	33.14	neg.	2.53
ZAEN	Zakhidenergo	1.66	1.51	neg.	neg.	7.49
Power Distribution		0.21	0.20	56.33	neg.	2.36
DNON	Dniproblenergo	0.14	0.17	5.13	17.00	5.81
KIEN	Kyivenergo	0.28	0.22	neg.	neg.	1.36
KREN	Krymenergo	0.36	0.35	5.00	19.44	4.65
Fertilizers						
STIR	Stirol	1.14	1.30	neg.	neg.	1.08
Machine engineering		1.44	1.05	9.47	27.34	1.79
AVTO	Ukravto	0.97	0.48	13.87	150.21	0.31
AZGM	Azovzagalmash	0.98	0.31	neg.	neg.	neg.
DRMZ	Druzhkivka Machine Engineering	0.47	0.50	neg.	neg.	3.24
KVBZ	Kryukiv Railcar	2.24	2.26	22.40	44.82	2.66
LTPL	Luganskteplovoy	2.58	2.36	neg.	neg.	neg.
LUAZ	Bogdan Motors	2.54	0.58	neg.	neg.	0.68
MSICH	Motor Sich	1.11	1.05	3.48	5.14	1.58
MZVM	Mariupol Heavy Machine Engineering	0.92	0.31	neg.	neg.	3.38
SMASH	Sumy Frunze Machine Engineering	1.40	1.03	5.36	8.44	3.10
SVGZ	Stakhanov Railcar	3.07	3.07	32.53	neg.	3.63
TATM	Turboatom	2.10	2.29	7.26	10.28	1.83
Abrasives						
ZABR	Zaporizhzhya Abrasives	0.31	0.18	3.00	10.12	0.23
Food industry						
SLAV	Slavutych Brewery and Beverages	1.48	1.18	5.29	11.12	2.03
SSOL	Slavuta Malt	0.99	0.74	6.13	8.45	2.80
SUNI	Sun InBev Ukraine	1.12	1.07	3.94	9.10	2.33
Construction						
MTBD	Mostobud	0.49	0.29	6.75	181.88	0.49
Telecommunications						
UTLM	Ukrtelecom	1.89	1.52	9.09	neg.	1.55
Financial services					neg.	1.55
BAVL	Raiffeisen Bank Aval	x	x	x	neg.	2.07
USCB	Ukrsotsbank	x	x	x	87.11	1.19
FORM	Forum	x	x	x	neg.	1.15

Note: Multiples are estimated, based on the latest available data. Periods for which recent data are available are listed in the table "Liquid shares of Ukrainian issuers: fundamentals."

Eurobonds

Issuer	bid	ask	Yield (bid)	Yield (offer)	Coupon	Z-Spread* (bid/offer)	Mod. Duration	Volume, mln	Currency	Maturity
Ukraine, 2011	100.50	101.00	5.82%	4.78%	6.875%	532/ 428	0.47	600	USD	04.03.2011
Ukraine, 2012	102.00	102.25	5.20%	5.06%	6.385%	462/ 433	1.66	500	USD	26.06.2012
Ukraine, 2013	105.38	106.00	5.52%	5.28%	7.650%	465/ 436	2.43	1 000	USD	11.06.2013
Ukraine, 2015	92.00	92.50	6.83%	6.71%	4.950%	509/ 496	4.11	600	EUR	13.10.2015
Ukraine, 2016	100.00	100.50	6.58%	6.48%	6.580%	474/ 464	4.93	1 000	USD	21.11.2016
Ukraine, 2017	100.00	100.50	6.75%	6.66%	6.750%	471/ 462	5.50	700	USD	14.11.2017
IUD, 2010	20.00	40.00	-	-	9.250%	N/A	N/A	150	USD	23.09.2010
Azovstal, 2011	100.25	101.25	8.66%	6.49%	9.125%	863/ 588	0.45	175	USD	28.02.2011
Kyiv, 2011	100.00	100.75	8.60%	7.68%	8.625%	787/ 695	0.78	200	USD	15.07.2011
UkrSibbank, 2011	101.75	102.50	7.20%	6.35%	9.250%	614/ 557	0.84	250	USD	04.08.2011
Ukreximbank, 2011	100.75	101.50	6.86%	6.08%	7.650%	601/ 549	0.94	500	USD	07.09.2011
UkrSibbank, 2011	100.75	101.25	7.12%	6.71%	7.750%	631/ 611	1.17	500	USD	21.12.2011
Privatbank, 2012	98.50	99.25	9.15%	8.57%	8.000%	836/ 797	1.29	500	USD	06.02.2012
Alfa Bank (Ukraine), 2012	101.75	102.50	11.92%	11.48%	13.000%	1082/1003	1.64	841	USD	30.07.2012
Ukreximbank, 2012	99.75	100.25	6.93%	6.67%	6.800%	621/ 595	1.85	250	USD	04.10.2012
Kyiv, 2012	97.00	98.00	9.78%	9.26%	8.250%	902/ 850	1.91	250	USD	26.11.2012
Finance and Credit, 2014	82.50	86.00	17.57%	16.01%	10.500%	1648/1492	2.61	100	USD	25.01.2014
VAB Bank, 2014	74.00	78.00	20.76%	18.90%	10.500%	1941/1826	2.79	125	USD	14.06.2014
Naftogaz of Ukraine, 2014	110.50	110.75	6.51%	6.45%	9.500%	535/ 522	3.26	1 595	USD	30.09.2014
PUMB, 2014	91.00	93.50	13.83%	13.00%	11.000%	1245/1164	3.25	275	USD	31.12.2014
Ukreximbank, 2015	103.50	104.00	7.46%	7.34%	8.375%	600/ 588	3.70	500	USD	27.04.2015
DTEK, 2015	101.75	102.38	9.02%	8.86%	9.500%	764/ 757	3.58	500	USD	28.04.2015
MHP, 2015	104.00	104.50	9.17%	9.04%	10.250%	805/ 792	3.53	585	USD	29.04.2015
Metinvest, 2015	105.25	105.75	8.85%	8.73%	10.250%	752/ 739	3.60	500	USD	20.05.2015
Kyiv, 2015	91.00	92.00	10.29%	10.02%	8.000%	882/ 842	3.93	250	USD	06.11.2015
Privatbank, 2016	91.50	93.00	10.86%	10.47%	8.750%	3935/3007	0.37	150	USD	09.02.2016
Ukreximbank, 2016	96.00	98.00	9.35%	8.87%	8.400%	769/ 720	4.21	125	USD	09.02.2016

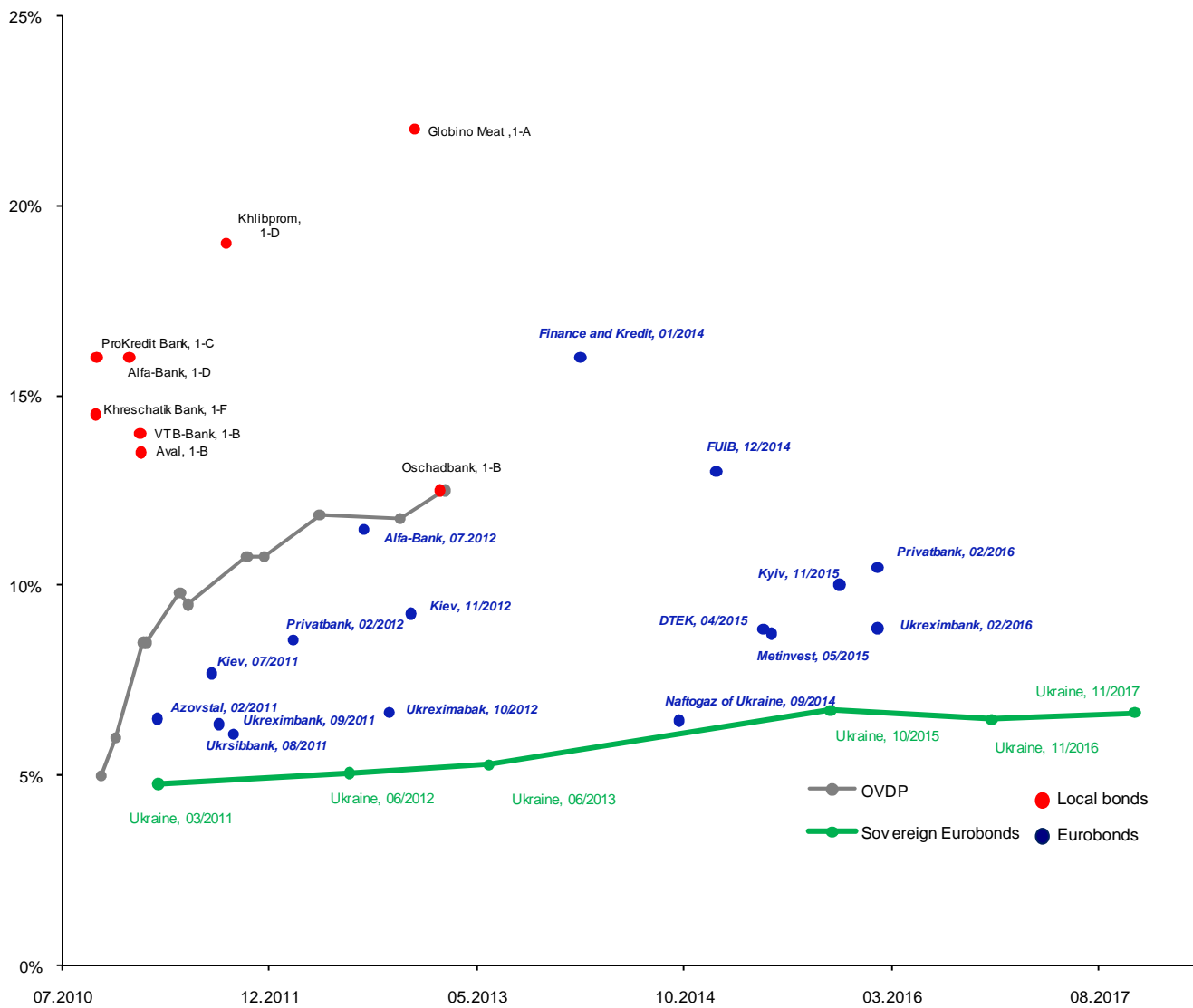
* – Z-spread over US state bonds

OVDPS

Issuer, ticker	bid	ask	Yield (bid)	Yield (offer)	Coupon	Maturity
Ukraine, 63309*	993.47	994.55	6.00%	5.00%	-	13.10.2010
Ukraine, 61725*	986.82	987.82	6.50%	6.00%	-	17.11.2010
Ukraine, 63648*	964.56	967.34	9.25%	8.50%	-	26.01.2011
Ukraine, 74173*	961.94	965.81	9.50%	8.50%	-	02.02.2011
Ukraine, 54456	1 129.76	1 134.10	10.50%	9.80%	20.00%	27.04.2011
Ukraine, 66526*	929.63	937.30	10.75%	9.50%	-	18.05.2011
Ukraine, 61089	1 240.31	1 247.84	11.45%	10.75%	25.14%	12.10.2011
Ukraine, 62012	1 153.01	1 161.59	11.50%	10.75%	20.00%	23.11.2011
Ukraine, 53912	1 115.63	1 121.25	12.25%	11.85%	15.70%	11.04.2012
Ukraine, 61451	1 212.65	1 227.19	12.50%	11.75%	20.00%	31.10.2012
Ukraine, 64018	1 247.78	1 264.18	13.25%	12.50%	20.00%	20.02.2013

Note: For issues marked * simple yields are specified, while for the rest issues – effective yields

Ukrainian bond yields



UFC Capital
47 Volodymyrska St., office 1 Kyiv, 01034, Ukraine
Tel.: +380 (44) 391-37-78 fax: +380 (44) 391-37-79
<http://www.ufc-capital.com>

Mikhail Dorfman
Managing Partner
dorfman@ufc-capital.com

Vladimir Landa
Head of Research
landa@ufc-capital.com

Vitaly Gorovoy
Director of Strategic Development
gorovoy@ufc-capital.com

Artem Kost
Head of Fixed Income Research
kost@ufc-capital.com

Sergei Sharov
Analyst
sharov@ufc-capital.com

© 2010 UFC Capital. All rights reserved.

Opinions stated in the document are expressed taking into account the situation as of the date of the release. This document is intended solely for informational purposes; neither the information nor any opinion expressed herein constitutes an offer, or an invitation to make an offer, to buy or sell any securities or any options. While the information and opinions contained herein are based on materials believed to be reliable, we make no representation as to the accuracy or completeness of such information or opinions. Taking into consideration the above-mentioned, it is not advised to rely solely on the contents of this document to the detriment of conducting an independent research. The company's research department and its affiliates accept no liability in relation to the use of this information. Investing in Ukrainian economy and its securities involves a great deal of risk and investors should perform their own due diligence in checking the financial performance of the issuers before taking an investment decision. Any unauthorized copying, distribution as well as publishing of this document for any use is prohibited.